



# HYDROTAP G5 BHA100 CELSIUS CUBE BRUSHED GOLD



**BOILING**

**FILTERED**



**HOT & AMBIENT**

**UNFILTERED**



## Order Code H59707Z07AU

Zip HydroTap Design Range CELSIUS Boiling Filtered water, plus Hot and Cold washing up water from a single tap. The system features a single under bench command centre including full colour interactive touch screen display with pin code protection and customisable settings including boiling water safety mode, 3 energy saving modes including ON/OFF timers and 2 hour sleep mode, SteriTouch® antimicrobial protection impregnated into key water paths for enhanced hygiene, and 0.2 micron water filtration.

Manufacturing Code H59707Z07AU

Capacity Commercial

Boiling Cups per hour 240

**Tap** Zip HydroTap Design Range CELSIUS CUBE Tap (Brushed Gold)

**Water Pressure** Min 200kPa - Max 700kPa

**Water Connection** 1/2" BSP (G1/2)

**Water Supply Requirements** Cold and Hot

**Water Valves** Integrated 500kPa Pressure limiting valve and Dual Check Valve

**Power Rating** 1.8kW 220-240V 50Hz

**Booster Power Rating** Zip HydroTap Booster 2.2kW 220-240V 50/60Hz

**Power Supply** 2 x 10 Amp socket outlets

**Dimensions** W280mm x D313mm x H333mm

**Product Approvals** WaterMark, RCM

Wels Rating

5 Star, 5.5 litres

Warranty

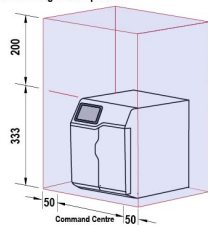
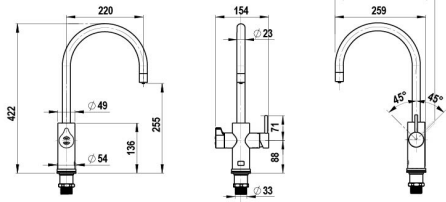
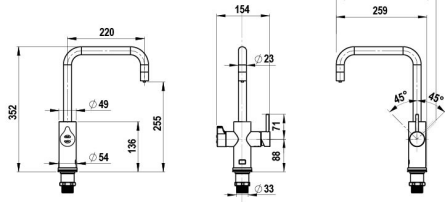

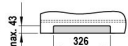
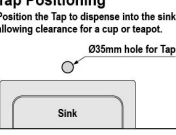
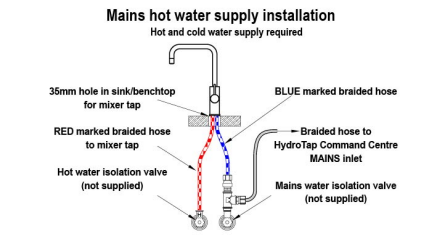
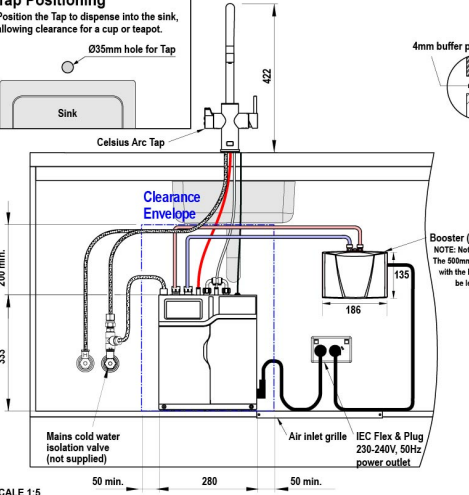
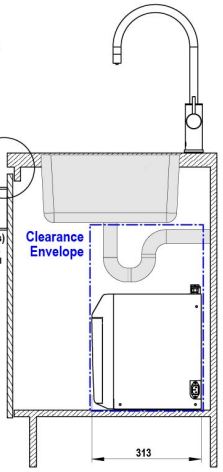
5 years (appliance warranty 36 months plus additional 24 months tank warranty)

### Installation Requirements

'1. Installation and connection of your Zip HydroTap must be carried out by a qualified person, observing national and local regulations. 2. You will require suitable mains electrical and drinking water connections, plus waste water drainage all within 1.5 metres of the product. 3. HydroTap is air-cooled so discrete cabinetry cut-outs are required for ventilation. 4. Installation on most bench tops is straightforward however some stone bench tops may require a specialised cutting service. 5. If you live in a hard water area, we recommend installation of a Zip scale filtration kit. 6. Installation by Zip Professional Service can be arranged with a phone call or through [www.zipwater.com](http://www.zipwater.com)'

### Installation Detail

EKL2 HydroTap G5 v1.00 02.21 B, BA

<p><b>Ventilation requirements</b> <small>Contact your local service provider if ventilation is not suitable</small></p> <p><b>Clearance envelope</b> Position the Tap and the Command Centre as close together as possible.</p>  <p><b>HydroTap Tap options</b></p> <p><b>Celsius Arc Tap</b></p>  <p><b>Celsius Cube Tap</b></p>  <p><b>Air outlet louvre (if required)</b> Cut-out in door/wall, towards the top of the cabinet</p>  <p><b>Air inlet cut-out (required)</b> Cut-out in cabinet floor</p> 	<p><b>Tap Positioning</b> Position the Tap to dispense into the sink, allowing clearance for a cup or teapot.</p> <p>Ø35mm hole for Tap</p>  <p><b>Mains hot water supply installation</b> Hot and cold water supply required</p>  <p>35mm hole in sink/benchtop for mixer tap</p> <p>RED marked braided hose to mixer tap</p> <p>Hot water isolation valve (not supplied)</p> <p>BLUE marked braided hose</p> <p>Braided hose to HydroTap Command Centre MAINS Inlet</p> <p>Mains water isolation valve (not supplied)</p>
<p><b>Tap Positioning</b> (continued)</p>  <p>4mm buffer pad air space</p> <p><b>Clearance Envelope</b></p> <p>200 min.</p> <p>333</p> <p>50 min.</p> <p>280</p> <p>50 min.</p> <p>Mains cold water isolation valve (not supplied)</p> <p>Air inlet grille</p> <p>IEC Flex &amp; Plug 230-240V, 50Hz power outlet</p> <p>Booster (B100 models) NOTE: Not shown to scale. The 500mm hoses supplied with the Booster cannot be lengthened</p> <p>135</p> <p>166</p>	<p><b>Clearance Envelope</b></p>  <p>313</p>

## HydroTap G5 B Home, B60, B100

shown with Celsius Arc Tap

SCALE 1:5  
ALL DIMENSIONS IN MM UNLESS OTHERWISE SPECIFIED. INSTALLATION DIAGRAMS ARE FOR ILLUSTRATIVE PURPOSES ONLY. HOSES ARE NOT SHOWN TO SCALE AND CANNOT BE LENGTHENED.

