



HYDROTAP G5 BCSHA60 5-IN-1 CLASSIC PLUS TAP WITH ARC MIXER BRUSHED ROSE GOLD



BOILING



CHILLED



SPARKLING



HOT & AMBIENT

FILTERED

UNFILTERED



Order Code H55875Z05AU

Zip HydroTap Classic Plus 5 in 1 Boiling, Chilled, Sparkling, Filtered water plus Hot and Cold washing up water from two separate taps. The system features a single under bench command centre including full colour interactive touch screen display with pin code protection and customisable settings including 2 boiling water safety modes, 3 energy saving modes including ON/OFF timers and sensor activated 'sleep when it's dark', 'Quiet' mode with automated intelligent fan speed adjustment, SteriTouch® antimicrobial protection impregnated into key water paths for enhanced hygiene, 100% water efficient air cooled technology, and 0.2 micron water filtration. Easy to install integrated ventilation tray included.

Manufacturing Code H55875Z05AU

Capacity Commercial

Boiling Cups per hour 160

Combined Chilled and Sparkling Cups per hour 175

Tap Zip HydroTap CLASSIC PLUS Tap (Brushed Rose Gold)

Water Pressure Min 300kPa - Max 700kPa

Water Connection 1/2" BSP (G1/2)

Water Supply Requirements Cold

Water Valves Integrated 500kPa Pressure limiting valve and Dual Check Valve

Power Rating 2.15kW 220-240V 50Hz

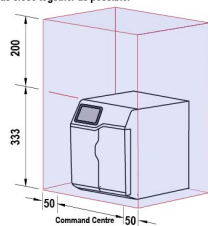
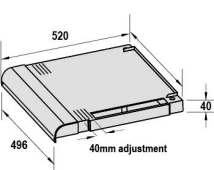
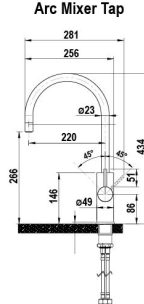
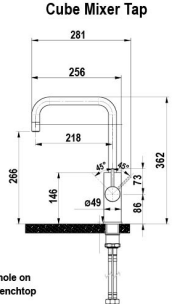
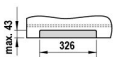


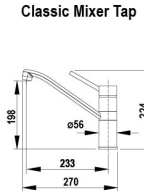

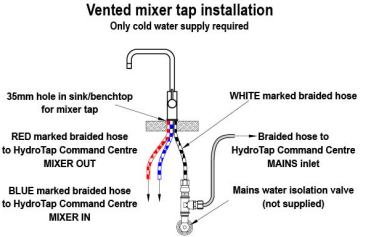
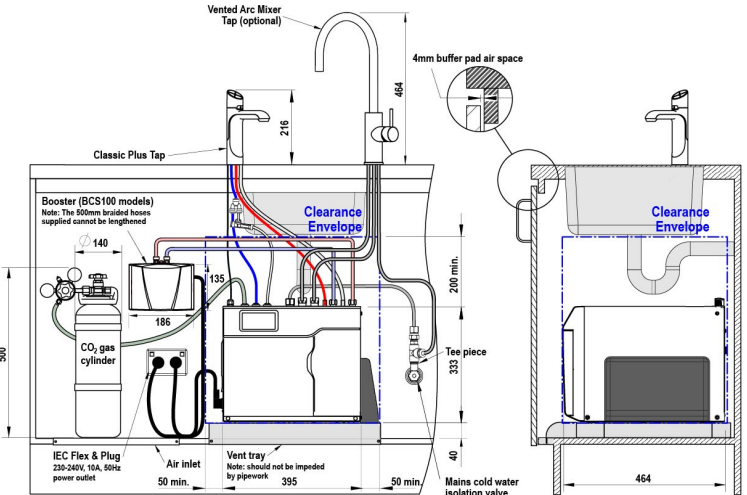
Power Supply	2 x 10 Amp socket outlets
Dimensions	W395mm x D464mm x H333mm
Product Approvals	WaterMark, RCM, ARC
Wels Rating	5 Star, 5.5 litres
Warranty	5 years (appliance warranty 36 months plus additional 24 months tank warranty)

Installation Requirements

'1. Installation and connection of your Zip HydroTap must be carried out by a qualified person, observing national and local regulations. 2. You will require suitable mains electrical and drinking water connections, plus waste water drainage all within 1.5 metres of the product. 3. HydroTap is air-cooled so discrete cabinetry cut-outs are required for ventilation. 4. Installation on most bench tops is straightforward however some stone bench tops may require a specialised cutting service. 5. If you live in a hard water area, we recommend installation of a Zip scale filtration kit. 6. Installation by Zip Professional Service can be arranged with a phone call or through www.zipwater.com'

Installation Detail

EKL2 HydroTap G5 v1.01 03.21 BCS60 BCS100

Ventilation requirements Contact your local service provider if ventilation is not suitable Clearance envelope Position the Tap and the Command Centre as close together as possible. 		HydroTap Tap options Vent tray (kit no. 93540) 		Mixer Tap options Arc Mixer Tap 		Cube Mixer Tap 			
Detail A. Air inlet grille Cut-out in cabinet floor 		Detail B. Vent Tray air outlet Cut-out in cabinet floor 		Tap Positioning Position the Tap to dispense into the sink, allowing clearance for a cup or teapot. Alternatively, mount the HydroTap on a Font (available as an accessory). 		Classic Mixer Tap 		Accessible Mixer Tap 	
Vented mixer tap installation Only cold water supply required 									
									
SCALE 1:5 ALL DIMENSIONS IN MM UNLESS OTHERWISE SPECIFIED. INSTALLATION DIAGRAMS ARE FOR ILLUSTRATIVE PURPOSES ONLY. HOSES ARE NOT SHOWN TO SCALE AND CANNOT BE LENGTHENED.									

HydroTap G5
BCS60 H, BCS100 H

shown with "Classic Plus" Tap and Arc Mixer Tap (V)

