



HYDROTAP G5 CS100 ARC CHROME



CHILLED



SPARKLING

FILTERED

Order Code H52765Z00AU

Zip HydroTap Design Range Chilled, Sparkling, Filtered water system features a single under bench command centre including full colour interactive touch screen display with pin code protection and customisable settings including 3 energy saving modes including ON/OFF timers and 2 hour sleep mode, 'Quiet' mode with automated intelligent fan speed adjustment, SteriTouch® antimicrobial protection impregnated into key water paths for enhanced hygiene, 100% water efficient air cooled technology, 0.2 micron water filtration, and a refillable CO2 cylinder. Easy to install integrated ventilation tray included.



Manufacturing Code	H52765Z00AU
--------------------	-------------

Capacity	Commercial
----------	------------

Combined Chilled and Sparkling Cups per hour	175
--	-----

Tap	Zip HydroTap Design Range ARC Tap (Chrome)
-----	--

Water Pressure	Min 250kPa - Max 700kPa
----------------	-------------------------

Water Connection	1/2" BSP (G1/2)
------------------	-----------------

Water Supply Requirements	Cold
---------------------------	------

Water Valves	Integrated 500kPa Pressure limiting valve and Dual Check Valve
--------------	--

Power Rating	0.37kW 220-240V 50Hz
--------------	----------------------

Power Supply	1 x 10 Amp socket outlet
--------------	--------------------------

Dimensions	W280mm x D480mm x H333mm
------------	--------------------------

Product Approvals	WaterMark, RCM, ARC
-------------------	---------------------

Warranty	5 years (appliance warranty 36 months plus additional 24 months tank warranty)
----------	--

Installation Requirements

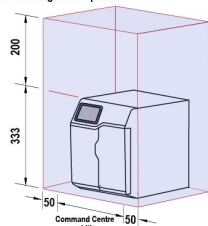
1. Installation and connection of your Zip HydroTap must be carried out by a qualified person, observing national and local regulations. 2. You will require suitable mains electrical and drinking water connections, plus waste water drainage all within 1.5 metres of the product. 3. HydroTap is air-cooled so discrete cabinetry cut-outs are required for ventilation. 4. Installation on most bench tops is straightforward however some stone bench tops may require a specialised cutting service. 5. If you live in a hard water area, we recommend installation of a Zip scale filtration kit. 6. Installation by Zip Professional Service can be arranged with a phone call or through www.zipwater.com

Installation Detail

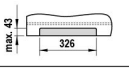
BKL2 HydroTap G5 v1.00 02.21 CS100

Ventilation requirements Contact your local service provider if ventilation is not suitable

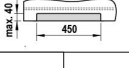
Clearance envelope
Position the Tap and the Command Centre as close together as possible.



Detail A. Air inlet grille
Cut-out in cabinet floor

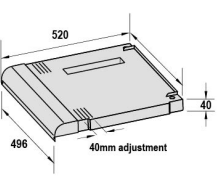


Detail B. Vent Tray air outlet
Cut-out in cabinet floor

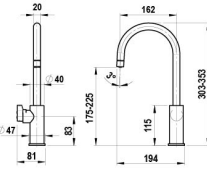


HydroTap Tap options

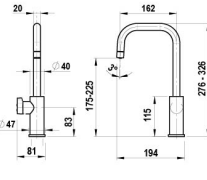
Vent tray (kit no. 93541)



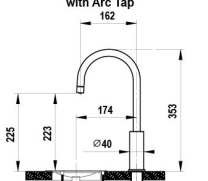
HydroTap Arc Tap



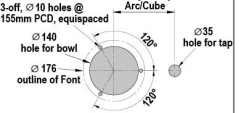
HydroTap Cube Tap




Standalone Font with Arc Tap

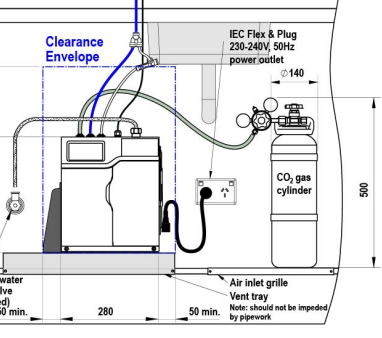


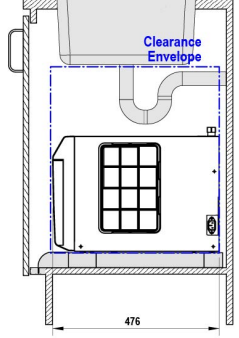
Cutting detail



Tap Positioning
Position the Tap to dispense into the sink, allowing clearance for a cup or teapot. Alternatively, mount on a Font (available as an accessory).







HydroTap G5 CS100
shown with HydroTap Arc

SCALE 1:5
ALL DIMENSIONS IN MM UNLESS OTHERWISE SPECIFIED. INSTALLATION DIAGRAMS ARE FOR ILLUSTRATIVE PURPOSES ONLY. HOSES ARE NOT SHOWN TO SCALE AND CANNOT BE LENGTHENED.

