



# HYDROTAP G5 C40 ARC MATTE BLACK



CHILLED

FILTERED

## Order Code H52710Z03AU

Zip HydroTap Design Range Chilled, Filtered water system features a single under bench command centre including full colour interactive touch screen display with pin code protection and customisable settings including 3 energy saving modes including ON/OFF timers and 2 hour sleep mode, 'Quiet' mode with automated intelligent fan speed adjustment, SteriTouch® antimicrobial protection impregnated into key water paths for enhanced hygiene, 100% water efficient air cooled technology, and 0.2 micron water filtration. Easy to install integrated ventilation tray included.



Manufacturing Code	H52710Z03AU
--------------------	-------------

Capacity	Commercial
----------	------------

Chilled Cups per hour	125
-----------------------	-----

Tap	Zip HydroTap Design Range ARC Tap (Matte Black)
-----	---

Water Pressure	Min 170kPa - Max 700kPa
----------------	-------------------------

Water Connection	1/2" BSP (G1/2)
------------------	-----------------

Water Supply Requirements	Cold
---------------------------	------

Water Valves	Integrated 500kPa Pressure limiting valve and Dual Check Valve
--------------	--

Power Rating	0.155kW 220-240V 50Hz
--------------	-----------------------

Power Supply	1 x 10 Amp socket outlet
--------------	--------------------------

Dimensions	W280mm x D476mm x H333mm
------------	--------------------------

Product Approvals	WaterMark, RCM, ARC
-------------------	---------------------

Warranty	5 years (appliance warranty 36 months plus additional 24 months tank warranty)
----------	--

# Installation Requirements

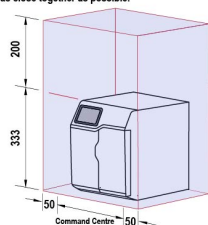
1. Installation and connection of your Zip HydroTap must be carried out by a qualified person, observing national and local regulations. 2. You will require suitable mains electrical and drinking water connections, plus waste water drainage all within 1.5 metres of the product. 3. HydroTap is air-cooled so discrete cabinetry cut-outs are required for ventilation. 4. Installation on most bench tops is straightforward however some stone bench tops may require a specialised cutting service. 5. If you live in a hard water area, we recommend installation of a Zip scale filtration kit. 6. Installation by Zip Professional Service can be arranged with a phone call or through [www.zipwater.com](http://www.zipwater.com)

## Installation Detail

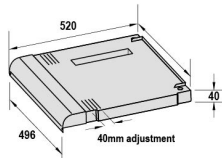
ENL2 HydroTap G5 v1.00 02.21 C40 C100

**Ventilation requirements** Contact your local service provider if ventilation is not suitable

**Clearance envelope**  
Position the Tap and the Command Centre as close together as possible.

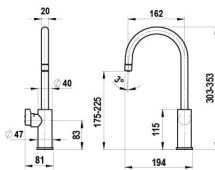


**Vent tray (kit no. 93541)**

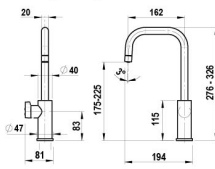


**HydroTap Tap options**

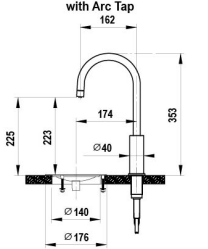
**HydroTap Arc Tap**



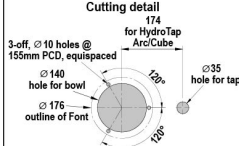
**HydroTap Cube Tap**



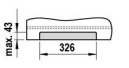
**Standalone Font with Arc Tap**



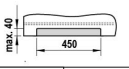
**Cutting detail**



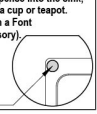
**Detail A. Air inlet grille**  
Cut-out in cabinet floor

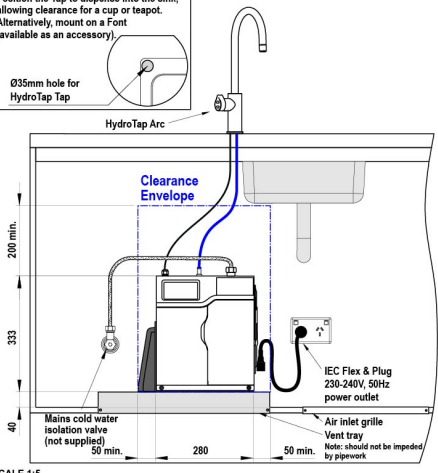


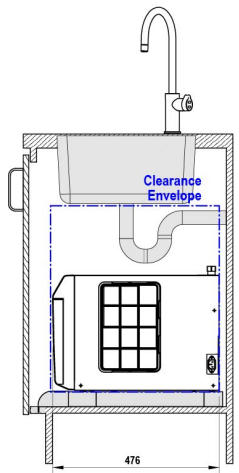
**Detail B. Vent Tray air outlet**  
Cut-out in cabinet floor



**Tap Positioning**  
Position the Tap to dispense into the sink, allowing clearance for a cup or teapot. Alternatively, mount on a Font (available as an accessory).







SCALE 1:5

ALL DIMENSIONS IN MM UNLESS OTHERWISE SPECIFIED. INSTALLATION DIAGRAMS ARE FOR ILLUSTRATIVE PURPOSES ONLY. HOSES ARE NOT SHOWN TO SCALE AND CANNOT BE LENGTHENED.

**HydroTap G5**  
**C40, C100**

shown with HydroTap Arc

